

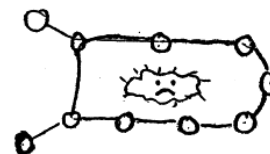
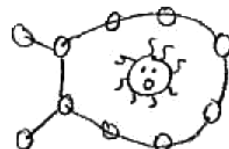
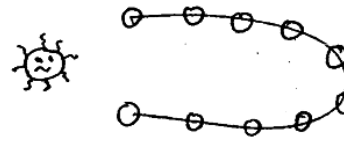
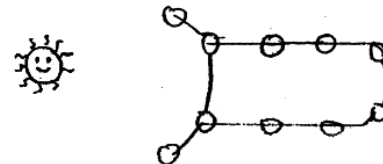
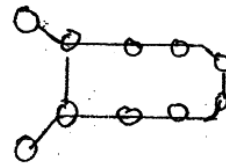
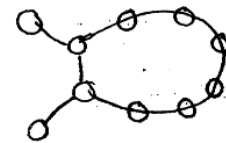
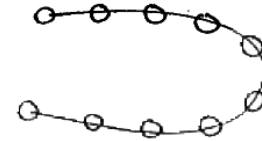
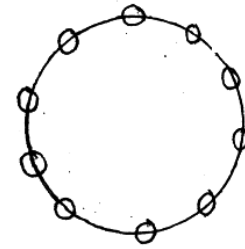
THE BLADDERWORT DANCE

Goal: To demonstrate the action of a bladderwort trap.

Begin with a minimum of 10 students. Have your students stand together in an area where you have some room to move around safely.

1. Have your students join hands to form a circle.
2. Have two students release their handhold in order to break the circle in one spot.
3. Have the second students from the break hold hands with each other, in addition to their original partners. The two students bordering the original break represent trigger hairs. The new circle of students represent the bladder proper.
4. Have the students move towards each other to flatten the circle. This is the starting condition of the bladder.
5. You, or another volunteer, serve as a tasty protozoan person. Swim through the air, and eventually come in contact with the trigger hairs.
6. When the protozoan person comes in contact with the trigger hairs, the circle of students opens at the trapdoor to engulf the tasty prey.
7. The protozoan person steps into the center of the circle of students.
8. The students who form the trapdoor rejoin hands to close the trap.
9. The students forming the body of the bladder move towards each other to flatten the bladder and to begin the digestion process.
10. The protozoan person sinks to the ground as he or she is digested.

The End.



Burp!